



ELECTRIC DRIVE PLANTERS

PLANTER ADJUSTMENTS AND OPTIMIZATION

Agronomic Impacts

- Corn Population
 - System Component: Meter, Vacuum Control, Drive, Delivery
 - Comparison: Similar performance with exception of drive and delivery
 - Yield Impact: 2-4 bu/acre
- Uniform Emergence
 - System Component: Depth Control, Seed to Soil Contact, Residue Management
 - Comparison: Focus on full system. Residue manager to closing system.
 - Yield Impact: 10-18 bu/acre
- Uniform Spacing
 - System Component: Meter, Delivery
 - Comparison: 25% more plants within optimal window (5-7") at 10mph
 - Yield Impact: 2-4 bu/acre
- Planting Window
 - System Component: Productivity
 - Comparison: Deere at 10mph vs PP at 8mph.
 - Yield Impact: 4-10 bu/acre
















Quick Start vs Fast Start

- Quick Start
 - Planter must be lowered
 - Automatically activates
 - Drives engage when controller sees motion from the motion sensor
 - Deactivates if no motion after 6 seconds
 - There may be a small skip waiting for the motion sensor signal
- Fast Start
 - Planter must be lowered
 - Must be activated by operator
 - Drives engage when button is pressed
 - Deactivates if no motion after 6 seconds
 - Most operators Fast Start because there is no skip



THE 2023 GREENMARK AG PRODUCER SUMMIT

PUKs: Performance Upgrade Kits

								
ExactEmerge™	MaxEmerge™ 5e	ExactRate™	Individual Row Hydraulic Downforce (IRHD)	Ultimate LED Lighting Kit	Frame Weight Distribution			
								
Active pneumatic downforce	Pneumatic closing wheels	Easy Adjust row cleaners	SeedStar 4	CCS	1.6-bushel hopper	2.7-bushel hopper	Yetter Twister Closing Wheels	Color-Coded Hydraulic Grips